



Accessing The MUSD Student Connection

The MUSD Student Connection is an online student resource for viewing class assignments, attendance, school schedule, transcripts and other information associated with a student's school activities.


The portal can be located at <https://q.musd.net/StudentPortal>

- To log in, use your MUSD username (student ID) and password (birthdate, formatted, MMDDYYYY).

Accessing your information

- After logging onto the Student Connection, click on the line with your name, grade and school year. A line will appear for each available school year. For now, you may only see a single line.

StudentConnection welcome William Pitt signed in: Thursday, December 10, 2015 at 10:00 AM [Help](#) | [About](#) | [Sign Out](#)



Student Name	Grade	School Name	School Year	Birth Date	Advisor	Counselor
 William B Pitt <small>Click on a student to view their information.</small>	10	Weston Ranch High (T)	2015-2016	12/18/1999	Mejia, Laura	Carmona, Daisy

- News**
- Demographics**
- Contacts**
- Enrollment**
- Schedule**
- Attendance**
- Assignments**
- Transcript**
- GPA**
- Grad Rqmnts**
- Activities**
- Print Info**

Navigating

- On the left hand side, you'll see all available information areas. Click on the area you wish to view. Click the "-" icon next to an area to hide it.
- When opening an area, you'll see current data—some of which **Show All** may be shortened or summarized. If you wish to view additional information, click the box to the right of the screen.
 - For Example, by default, the **Assignments** area will only display work assigned from the last 2 weeks. By clicking the **show all** checkbox, all work for the entire term will be displayed.

Printing/Exporting Your Info

- To print your information currently open on the screen, click the **Print Info** button on the bottom of the navigation panel. This will create a PDF document that you can save or  print.
- You can also create progress reports for each of your classes by clicking the  icon in the **assignment** area. The PDF report will contain current class grade, assignment scores, missing assignments and teacher grading scale.

Email Links for Teachers/Counselors

- You'll notice that the names of teachers and counselors are underlined. Clicking an underlined name will open your default email application (Microsoft Outlook if on a student device) and create a new email addressed to that individual.

Problems or Concerns

- If you find any issues with your grades, assignments or attendance, contact your teacher.